





Light Cycles by Anne Milittello
Brookfield Place
New York, NY
Photo: Ryan Muir, Courtesy of Arts Brookfield



Mosaic Show Control

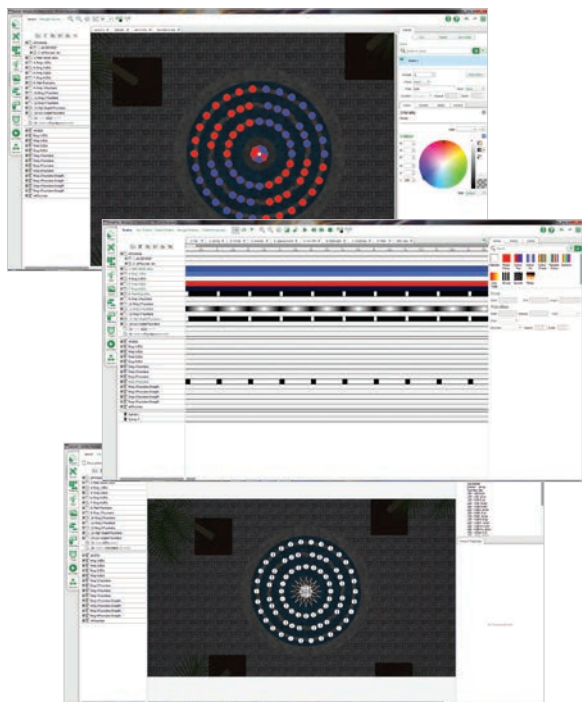
Unison Mosaic® transforms venues, effortlessly controlling interactive lighting, automation, visual spectacle, kinetic-art displays, water effects, and more. With Mosaic, buildings become more than just a place; they become a destination, an interactive landmark, a captivating environment.

The Mosaic system melds sophisticated software and durable hardware to bring your venue to life. Mosaic's software tools streamline the process of designing and contain powerful tools for ongoing management. Multiple hardware solutions allow you to tailor Mosaic to any size installation with ease and run them with reliability and precision.

For environments or installations that go beyond the ordinary — retail displays, museum exhibits, casino décor, public art, themed design, artful exteriors, seasonal or special events — Mosaic is the solution.



Choctaw Casino Resort
Durant, OK
Photo: Tom Paiva



Mosaic Designer Software

The Mosaic Designer software gives designers advanced tools to create inspiring shows, and building managers all the pieces they need to maintain a show.

Mosaic Designer works on a Mac or PC, and no matter what platform you work with, the user-friendly interface makes it easy to take advantage of the intuitive, timeline-based setup. A deep fixture library keeps the focus on creativity and simplifies programming. Built-in pixel-mapping tools go beyond traditional lighting effects, allowing a group of fixtures to be used as a virtual screen for playback of static or dynamic video images. And of course the software allows for the seamless integration of timelines to the outside world, letting shows be linked to external inputs or real-time events.

With Mosaic Designer software, you can insure your Tessera or Touchscreen stations are as beautiful as the show itself. The software makes it easy to customize their appearance and configure multiple pages of controls so users can find their way around — or even control the show — simply.

Show Controllers

Mosaic Show Controllers are hardcore hardware designed to withstand the wear and tear of any circumstances — mounted on a wall, hidden away in a themed environment or a small electrical cabinet, or built into the structure of an art installation itself — and run sophisticated shows time after time. With the ability to output and respond to a wide variety of protocols and triggers the possibilities are limitless.



Show Controller 1, 2, and 4

The Mosaic Show Controllers 1, 2, and 4 (MSC1, MSC2, and MSC4) are small but mighty, tough and reliable. MSC1 provides 512 channels of control, MSC2 provides 1024 channels, and, for the ultimate compact performance, the MSC4 provides 2048 channels in a solid-state package. Need more? MSCs can be synchronized automatically over Ethernet for larger installations.

They speak DMX, Ethernet, RS232 Serial, and MIDI natively — and also include tried-and-true on-board tri-mode inputs — so you have everything you need right on the controller. You can choose to output DMX512 directly to your devices or send the data to your network using DMX-over-Ethernet protocols like streaming ACN (sACN), Philips KiNet, ArtNet, or Pathway Pathport™.

Each MSC also features an extensive range of external triggering interfaces, including Ethernet, RS232 Serial, MIDI, and digital inputs. A built-in real-time clock triggers timed events, including “sunrise” and “sunset” astronomical cues. Additional triggering interfaces are supported using Mosaic’s optional RIO devices so you can build whatever show you want.

MSC makes sure every show is available everywhere you want. Each Show Controller stores data on a removable SD card for easy transfer. And with an internal web server in each MSC, status and configuration information for remote monitoring — plus remote show uploads — are available wherever you have a network connection.

Tessera Panel Controller

When you want access and control all in the same package, the Mosaic Tessera Panel Controller (MTPC) is ready.



The Tessera is built around a stand-alone controller with 512 channels of DMX-over-Ethernet output. The controller is wed to a stylish, 7-inch touchscreen. Together, they give users the ability to elegantly handle complex control needs and devices. Integrated show-control capability is programmed using Designer software, giving users the ability to perform impromptu control in one economical package.

An internal web server provides status, configuration information, remote monitoring, and remote show uploads. A built-in timeclock triggers precise timed events, including astronomical and lunar events. Triggering interfaces are supported by adding additional controllers, Mosaic Remote Input and Output Modules (RIOs) or the TPC-RIO.

Used as a wall station, the Tessera is an object of beauty, blending cleanly and unobtrusively into any interior design. It is available in cream, white, black, or black with an aluminum bezel to complement your décor.



Show Controller X

Shows are getting larger, channel counts are expanding daily, and the Mosaic Show Controller X (MSCX) is ready to handle it. Available in capacities ranging from 5,120 channels of DMX-over-Ethernet (10 universes) up to more than 50,000 channels (100 universes) from a single 19-inch equipment rack-mounted unit, Show Controller X keeps everything under control

Large projects need more than just channel count, they call for a variety of different technologies, all of which need to work in perfect synchronicity. MSC X has the power to make it happen. Digital video outputs using DVI connections help you master pixel mapping on video-based fixtures. Triggering interfaces include Ethernet, RS232 Serial, and Ethernet input. A built-in real-time clock triggers precise timed events, including astronomical and lunar cues. Additional triggering interfaces are supported by networking using Ethernet protocols — streaming ACN (sACN), Philips KiNet, ArtNet, or Pathway Pathport™.

Atlas

Dream bigger with the Mosaic Atlas controller. With the capacity to manage anywhere from 25,600 up to more than 768,000 addresses, the Atlas lets you control the world. Mapping a large LED pixel array such as building facade, playing video content across a presentation wall, and incorporating a wide range of generative effects are all available.

The rack-mounted, 19-inch unit has an extensive range of triggering interfaces, including Ethernet, RS232 Serial, and more. Built-in real-time and astronomical clocks mean Atlas can trigger precisely timed events and react automatically to times like “sunrise” and “sunset.” Digital video can be stored locally, or played live to the controller. Additional triggering interfaces are supported by networking Mosaic Remote devices.

Networking is standard with Atlas. It can send data over the network using Ethernet protocols, including streaming ACN (sACN), KiNet, ArtNet, and Pathway Pathport™, simultaneously. And Atlas’ internal web server makes remote show uploads, monitoring, and configuration a breeze.

Atlas Pro

Epic projects require epic control. Designed to meet the unique needs of landmark projects, Atlas Pro features our largest control set ever: Up to 1.5 million addresses.

Atlas Pro builds upon Atlas controller with support for video layering and masking. The advanced control can be done as part of show playback, calculated within the controller. All of the standard features of Mosaic are still present, including: extensive triggering inputs, local storage and video inputs, real-time and astronomical clocks, DMX-over-Ethernet, and remote monitoring. Atlas Pro expands the core features to handle the world’s most complex video to light projects.





Anaheim Convention Center Grand Plaza
Anaheim, CA



Oslo Central Station
Oslo, Norway



Remote Input/Output Modules (RIOs)

Mosaic Remote Input/Output Modules (RIOs) expand the show-control capabilities of a Mosaic system, allowing lighting to respond instantly to the environment. As accessories to the Mosaic Show Controllers, Mosaic Show Controller X, Atlas, and Atlas Pro, all RIO devices employ familiar, simple, and reliable Ethernet-wiring topology with IEEE 802.3af Power-over-Ethernet. Up to 200 RIO devices can be used in one system.



Mosaic RIO 8/0

An input-only device, the RIO 8/0 features eight configurable Tri-Mode inputs. The RIO 8/0 accepts almost any input from the necessary equipment: digital-active high, digital-active low, or contact closure. It also has an integrated, bi-directional serial port (RS232/RS485).



Mosaic RIO 4/4

The RIO 4/4 has four configurable inputs and four relay outputs. Inputs can come via the Tri- Mode inputs, as well as an integrated, bi-directional serial port (RS232/RS485).



Mosaic RIO 0/8

An output-only device, the RIO 0/8 is perfect for when you need to issue commands to third-party devices such as building automation, alarm systems, effects controllers, and automata. It features eight fully-isolated relay outputs, as well as an integrated, bi-directional serial port (RS232/RS485).



Mosaic RIO Audio

The Mosaic RIO Audio (MRIO-A) module brings audio input, linear timecode (SMPTE and others), and MIDI timecode (input and output) to the Mosaic system. MRIO-A modules can co-exist on a network as part of a distributed system: four supported for audio input; six supported for linear timecode and MIDI.

Mosaic RIO DALI

When you need control for Digital Addressable Lighting Interface (DALI) ballasts or to accept triggers from other DALI-capable control systems, Mosaic RIO DALI offers connection to a single DALI loop (up to 64 devices) for individual and DALI group scene control. Up to 200 RIO DALI modules can be used with a Mosaic system — that's over 12,000 DALI devices, ideal for commercial and architectural applications.

Mosaic TPC RIO Panel Controller

The TPC-RIO interface simplifies the installation of any Mosaic Tessera control system. With line-voltage power input, it provides power and data communication for a Tessera Panel Controllers (TPC) system.

The TPC-RIO delivers all of the inputs and outputs needed for the controller, allowing the TPC to interface with a lighting control system via DMX. This versatile interface also provides connections for a DALI interface, eight contact closures and bidirectional RS232 serial, creating a standalone lighting-control system with no additional setup or wiring.

The TPC-RIO can also be used alongside the TPC in a larger Mosaic control system, so multiple controllers and remote devices can be included in complex installations.



Accessories

Mosaic's elegant and powerful accessories increase a system's functionality and present a stylish face to users.



Touchscreen Stations

The Mosaic Touchscreen (M-TS) offers full-featured control over a Mosaic system at an attractive price point. The 4.3-inch screen gives users the ability to interact with an entire Mosaic show through a customizable interface. Buttons, faders, color pickers and more can all be presented on the Touchscreen, giving users extensive control over an installation.

Programmed using Mosaic Designer software, the Mosaic Touchscreen can be added to any Mosaic project. Working seamlessly with MSCs, MSCXs, MTPCs, and Atlas Controllers, the M-TS is a powerful control accessory.

Monitoring is also easy on the Touchscreen. The vibrant interface quickly provides up-to-date status, configuration information, and remote monitoring of all aspects of your Mosaic install.

The clean lines, smooth curves and finish options of the M-TS make it a beautiful addition to any interior. The result is an advanced, cost-effective station, allowing users to add more screens to complement the size and intricacies of their system.



LED Drivers

Mosaic LED drivers can be used with any DMX source for direct and efficient control of LED fixtures. With options for both constant current and constant voltage, you can get the right tool to work with your power supply.

The Mosaic Constant Current LED Driver (LED-C) provides six channels of LED control for constant-current fixtures. The Mosaic Constant Voltage LED Driver (LED-V) provides six channels of LED control for constant-voltage fixtures. Each can be paired with a standard power supply to power both the LED driver and the connected fixtures.

Mosaic LED drivers offer one power supply input as well as DMX in and thru, creating six discrete outputs to LED fixtures. Constant-current modules offer a variety of outputs — 350mA, 500mA and 700mA — with inputs from 15 to 48VDC. Constant-voltage modules run 12 to 24VDC with a maximum channel output of 40W (180W total power).

These compact drivers fit any installation. They feature manual and automated addressing, fixture test modes, standard DMX protocol, support RDM configuration, and are convection cooled.

Button Stations

Button Stations (BPS) interface with any Mosaic Controller over a standard Power-over-Ethernet network. With support for up to 200 stations in a single system, button stations can be placed remotely to trigger any system action or timeline. Simple addressing using a rotary switch is provided on the rear of the station, and Mosaic Designer software is used to assign button actions and LED indicator responses. With faceplates for North America and Europe, the button stations are available in finishes of cream, white, black, or black with an aluminum bezel, to complement your décor.

Ethernet Switches

The Mosaic Ethernet Switch (MSC-NET) allows for multiple Mosaic Controllers or accessories to be networked together. The compact, DIN-rail-mounted MSC-NET offers five unmanaged Ethernet ports, with four ports also providing Power-over-Ethernet.

DMX/RDM Opto-splitter

The Mosaic DMX/RDM Opto-splitter (MSC-OPTO) distributes four outputs of a single DMX universe from a control system to other devices. The DIN-rail-mounted splitter also supports Remote Device Management (RDM).

Mosaic Product List

Mosaic Show Controller

Model	Description
MTPC	Tessera Touch Panel Controller
MSC1	512-Channel Show Controller
MSC2	1,024-Channel Show Controller
MSC4	2,048-Channel Show Controller

Mosaic Show Controller X

Model	Description
MSC10	5,120-Channel Show Controller
MSC20	10,240-Channel Show Controller
MSC30	15,360-Channel Show Controller
MSC40	20,480-Channel Show Controller
MSC50	25,600-Channel Show Controller
MSC60	30,720-Channel Show Controller
MSC70	35,840-Channel Show Controller
MSC80	40,960-Channel Show Controller
MSC90	46,080-Channel Show Controller
MSC100	51,200-Channel Show Controller

Mosaic Atlas

Model	Description
MALC50	25,600-Channel Lighting Controller
MALC100	51,200-Channel Lighting Controller
MALC250	128,000-Channel Lighting Controller
MALC500	256,000-Channel Lighting Controller
MALC1000	512,000-Channel Lighting Controller
MALC1500	768,000-Channel Lighting Controller

Mosaic Atlas Pro

Model	Description
MALCP50	25,600-Channel Lighting Controller
MALCP100	51,200-Channel Lighting Controller
MALCP250	128,000-Channel Lighting Controller
MALCP500	256,000-Channel Lighting Controller
MALCP1000	512,000-Channel Lighting Controller
MALCP1500	768,000-Channel Lighting Controller
MALCP3000	1,536,000-Channel Lighting Controller

Mosaic Remote I/O Modules

Model	Description
MTPC-RIO	Tessera Remote I/O Module
MRIO-A	Audio/TimeCode Remote Module
MRIO-D	DALI Remote Module
MRIO-80	Eight-Input Remote I/O Module
MRIO-44	Four-Input/Output Remote I/O Module
MRIO-08	Eight-Output Remote I/O Module

Mosaic Control Stations

Model	Description
M108	Eight-Button Station
M-TS	Touchscreen Station


Mosaic LED Fixture Drivers

Model	Description
MLED-V	Constant-Voltage LED Driver
MLED-C350	350MA Constant-Current LED Driver
MLED-C500	500MA Constant-Current LED Driver
MLED-C700	700MA Constant-Current LED Driver


Mosaic Accessories

Model	Description
MSC-NET	Five-port PoE Ethernet Switch
MSC-OPTO	Four-port DMX/RDM Opto-Splitter
MSC-PS	48VDC Power Supply

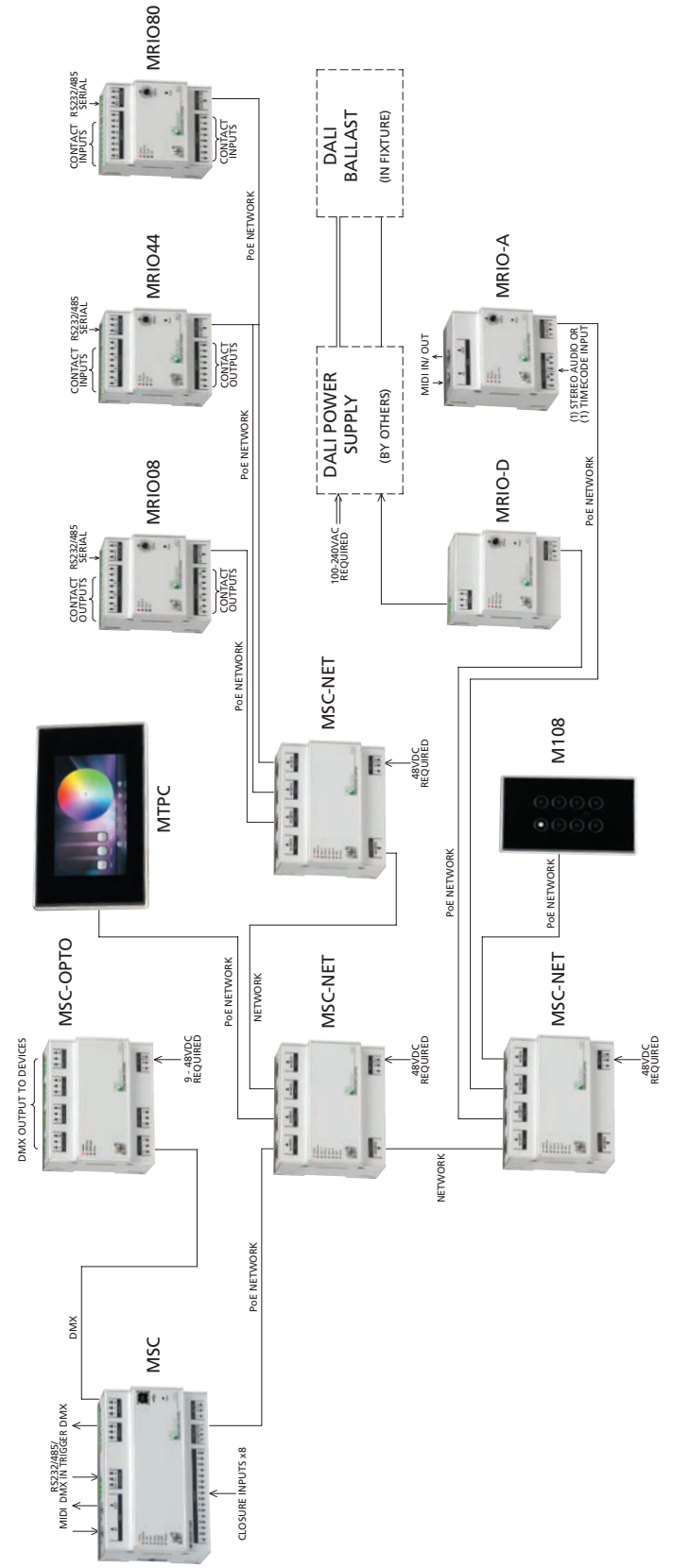
Mosaic Simple Riser



Mosaic TPC Riser



Mosaic Advanced Riser



More ETC Architectural Systems



Unison Paradigm

Unison Paradigm® is powerful and flexible to support small control systems as well as the largest and most complex lighting control needs. Touchscreens, elegant wall stations, and advanced control from apps provide a sophisticated face for users while occupancy sensing, daylight harvesting, and time-scheduling capabilities provide the maximum energy and budget savings. Integration with building systems is also simple for the greatest flexibility.



Unison Echo Control

Unison Echo® provides flexible, intelligent control — simply. Whether you need basic control, multiple presets, daylighting and occupancy controls, or management of color-changing LED luminaires, Echo has a solution. Echo is a distributed control system, with each room capable of being independently controlled. Advanced features for space combine and third-party system integration are also supported.



Unison Foundry

Unison Foundry® DMX-driven distributed power control products help users create complete lighting and plug-load control packages. They are a perfect fit for ETC's Paradigm and Mosaic systems, providing a simple yet robust power infrastructure that can take advantage of the advanced control, energy-saving features, and color expertise in those systems. With simple relay controls, 0-10V control, and phase-adaptive dimming Foundry Zone Controllers ensure all your local control needs are met. Foundry Mini-Panels, in four- and eight-zone models, can mix 120V, 277V, emergency and plug-load circuits in the same panel, which means buildings can do more with less infrastructure.



Sundance Square
Fort Worth, TX

To learn more about ETC, visit etcconnect.com



Petersen Automotive Museum
Los Angeles, CA



Corporate Headquarters ■ 3031 Pleasant View Rd, PO Box 620979, Middleton WI 53562 0979 USA ■ +1 608 831 4116

London, UK ■ Unit 26-28 Victoria Industrial Estate, Victoria Road, London W3 6UU, UK ■ +44 20 8896 1000

Rome, IT ■ Via Bruno Pontecorvo 10, 00012 Guidonia Montecelio, Roma, Italy ■ +39 06 32 111 683

Holzkirchen, DE ■ Ohmstrasse 3, 83607 Holzkirchen, Germany ■ +49 8024 4700-0

Hong Kong ■ Room 1801, 18/F, Tower 1 Phase 1, Enterprise Square, 9 Sheung Yuet Road, Kowloon Bay, Kowloon, Hong Kong ■ +852 2799 1220

Web ■ etcconnect.com ■ Copyright©2018 ETC. All Rights Reserved. All product information and specifications subject to change. 7180L1028 Rev. E 03/18